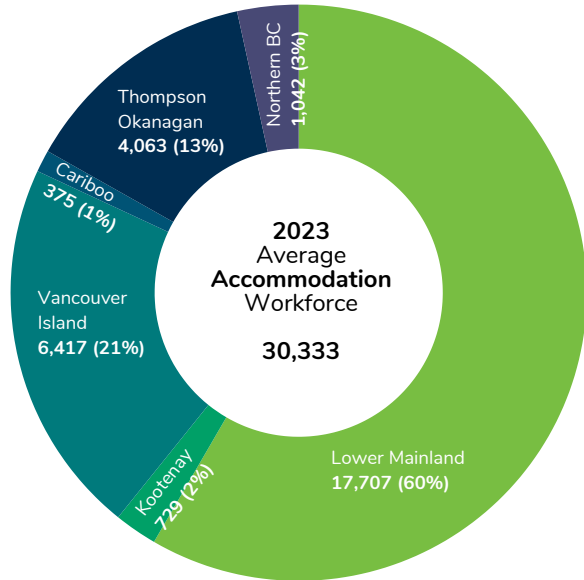


Workforce Profile

2023 ACCOMMODATION SECTOR HIGHLIGHTS

The **Accommodation** sector employed an average of **30,333** people throughout **2023**, or about **9%** of the total provincial tourism and hospitality workforce. [Click here](#) to download the updated **2023 Accommodation** sector Workforce Profile.

REGIONAL EMPLOYMENT

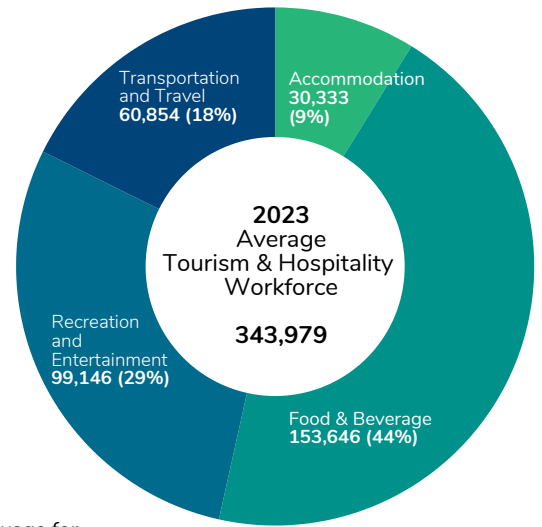


↑ 23%
Lower Mainland regional **Accommodation** sector employment **grew 23%** between 2022 and 2023, and is the only region with employment surpassing pre-pandemic levels

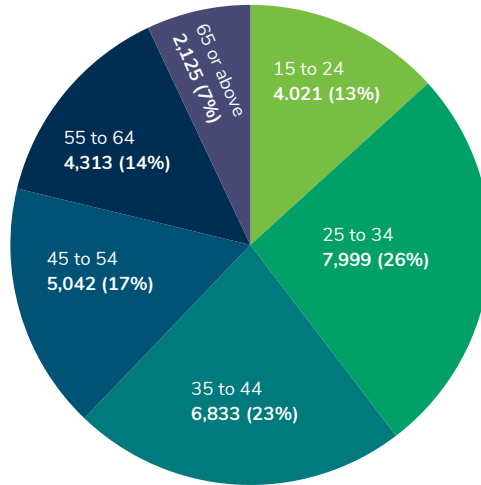
↓ 16%
While employment in some regions grew, overall **Accommodation sector employment remains 16% below** pre-pandemic levels

WAGES

↑ \$25.83
2023 average hourly wage for the **Accommodation** sector, up **9%** from 2022 and **48% above** minimum wage.



DEMOGRAPHICS



↑ 58%
of **Accommodation** sector workers are **female**, higher than any other tourism and hospitality industry sector

↑ 79%
increase in employment of **Accommodation** sector workers **aged 25 to 34** between 2022 and 2023

↑ 15%
increase in employment of **Accommodation** sector workers **aged 35 to 44** between 2022 and 2023

↑ 78%
of **Accommodation** sector jobs in 2023 were **full-time**, **higher than pre-pandemic levels**

↑ 6%
of **Accommodation** sector workers are **Indigenous**, higher than any other tourism and hospitality industry sector

INDUSTRY SECTOR	2019	2020	2021	2022	2023
Accommodation	36,271	26,479	30,188	28,521	30,333
Food & Beverage	155,937	137,001	136,729	148,667	153,646
Recreation and Entertainment	87,625	69,104	78,771	99,125	99,146
Transportation and Travel	65,500	54,979	56,083	54,083	60,854

