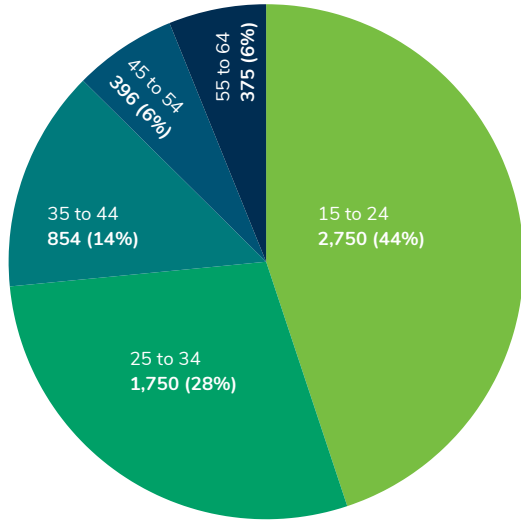


Workforce Profile

2023 CARIBOO REGION HIGHLIGHTS

The tourism and hospitality industry in the **Cariboo** region employed an average of **6,250** people in **2023**, approximately 7% of the region's total employment. [Click here](#) to download the complete **2023 Cariboo Region Workforce Profile** and 10 other updated workforce profiles.

DEMOGRAPHICS

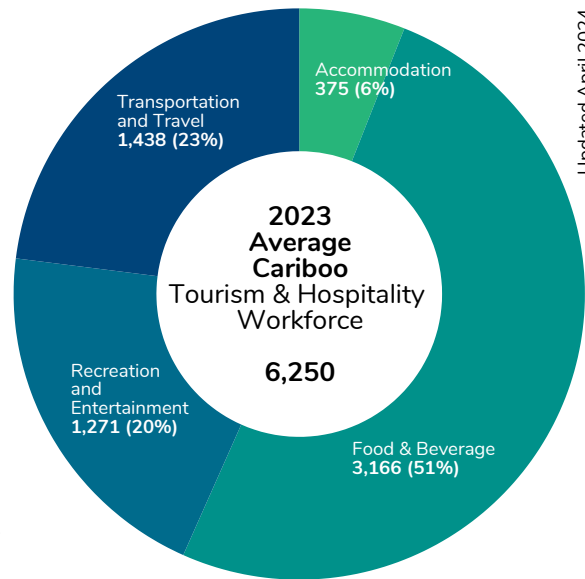


↑ 44%
of Cariboo region workers are **aged 15 to 24**, the youngest workforce of any tourism and hospitality region

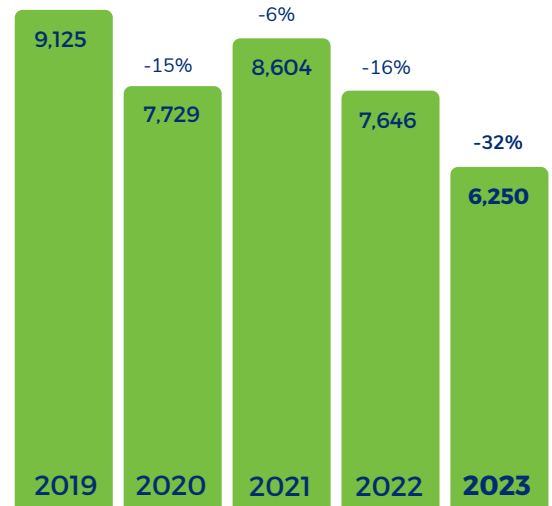
↑ 78%
of Cariboo region jobs were **full-time roles** in 2023, up 8% from 2022

↑ 12%
increase in employment for **Cariboo region workers 15 to 24** between 2022 and 2023

↑ 8%
increase in **Cariboo region Transportation and Travel** sector employment between 2022 and 2023



IMPACT OF COVID-19



WAGES

↑ \$23.00
2023 average hourly wage in the Cariboo region, **17% higher than pre-pandemic levels** and **32% higher than minimum wage**

REGION	Accommodation	Food & Beverage	Recreation and Entertainment	Transportation and Travel	Total
Lower Mainland	17,708	97,708	73,313	44,250	232,979
Vancouver Island	6,417	25,687	13,771	8,479	54,354
Thompson Okanagan	4,063	18,333	7,292	3,708	33,396
Kootenays	729	5,125	2,042	917	8,813
Cariboo	375	3,166	1,271	1,438	6,250
Northern BC	1,042	3,625	1,437	2,063	8,167