

Tourism & Hospitality Sector Injury Profile

7610 - Tourism and Hospitality



go2HR has curated this injury profile using data sourced from WorkSafeBC to help provide key insights on injuries in BC's Tourism & Hospitality sector. We also offer our H&S Snapshot service that can show how your safety stats measure up to these and more.

Contact us to book yours.

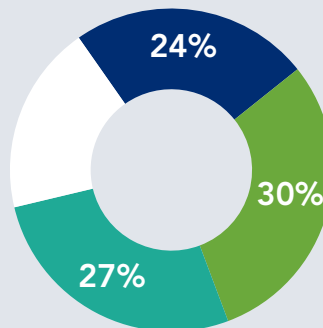
31%

of sector injuries
were among those
aged 15-24

[Learn how to Support Young Workers](#)

Injury Rate - All Sectors

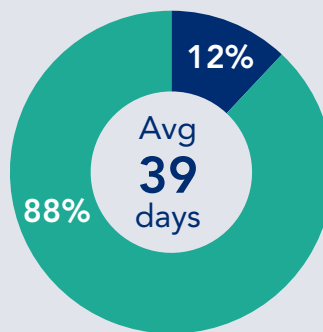
3.27 ↓ 1.8% from 2023



Common Injury Types

- Falls
- Collisions
- Strains
- All Others

[Identify Hazards & Manage Risk](#) in your workplace



Time-Loss Claim Duration

- 26+ Weeks
- Less than 26 weeks

Create a thorough [Return to Work Program](#)

WorkSafeBC Orders Issued Across all Sectors

2021 258

2022 446

2023 610

2024 682

Take advantage of our **FREE 1:1 Advisory Services**

Accommodations Sector Injury Profile

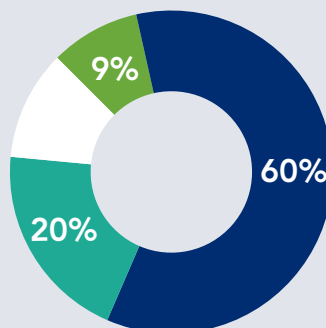
761056 - Overnight and Short-term Accommodation



go2HR has curated this injury profile using data sourced from WorkSafeBC to help provide key insights on injuries in BC's Accommodations Industry as of 2024. We also offer our H&S Snapshot service that can show how your safety stats measure up to these and more.

Contact us to book yours.

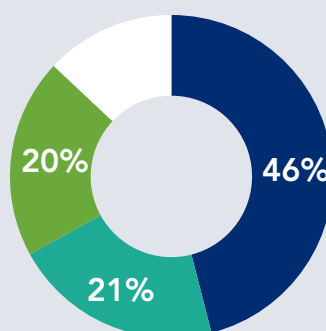
Industry Base Rate 2026
\$1.32 ↑ **10%** from 2025



Common Injury Types

- Strains (MSIs)
- Impact Injuries
- Cuts & Scrapes
- All Others

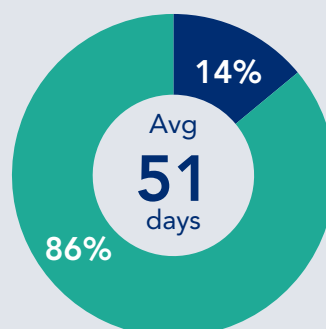
Talk to your workers about MSI Prevention



Top MSI Injury Causes

- Motion & Exertion
- Slips, Trips & Falls
- Collisions
- All Others

Identify Hazards & Assess Risk in your workplace



Time-Loss Claim Duration

- 26+ Weeks
- Less than 26 weeks

Create a thorough Return to Work Program

58%

of sector injuries
were among house
keepers

Talk to your house keepers
about Working Safely

Alcohol Service Sector Injury Profile

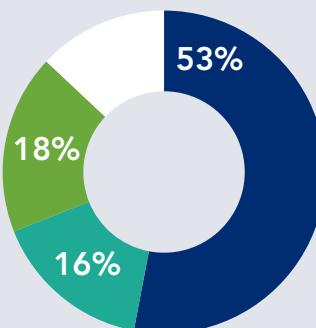
761034 - Pub, Bar, Night Club, or Lounge



go2HR has curated this injury profile using data sourced from WorkSafeBC to help provide key insights on injuries in BC's Alcohol Service Industry as of 2024. We also offer our H&S Snapshot service that can show how your safety stats measure up to these and more.

Contact us to book yours.

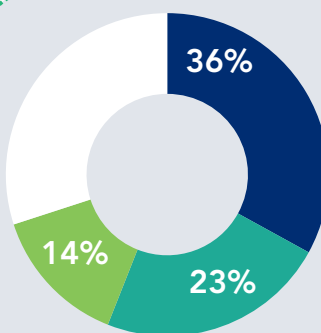
Industry Base Rate 2026
\$0.58 ↓ 25.6% from 2025



Who is Getting Injured?

- Cooks & Chefs
- Support Staff
- Servers & Bartenders
- All Others

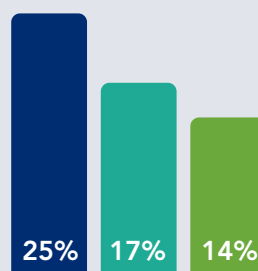
Ensure your workers know the [Safety Basics](#)



Common Injuries

- Strains
- Cuts/Scrapes
- Heat Burns
- All Others

Implement effective [Safe Work Practices](#)



Top 3 FOH Incidents

- Falls
- Acts of Violence
- Overexertion

Learn how to [Prevent Common Injuries](#)

29%
of sector injuries
were among those
aged 15-24

Learn how to [Support Young Workers](#)

Food & Beverage Sector Injury Profile

761035 - Restaurant or Other Dining Establishment



go2HR has curated this injury profile using data sourced from WorkSafeBC to help provide key insights on injuries in BC's Food and Beverage Industry as of 2024. We also offer our H&S Snapshot service that can show how your safety stats measure up to these and more.

Contact us to book yours.

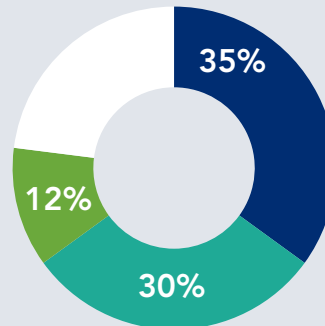
Industry Base Rate 2026
\$0.58 ↓ 25.6% from 2025



38%

of sector injuries
were among those
aged 15-24

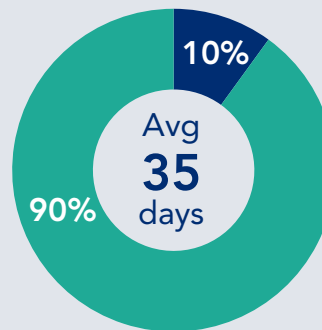
Learn how to Support Young Workers



Who is Getting Injured?

- Cooks / Chefs
- Other Kitchen Staff
- Servers
- All Others

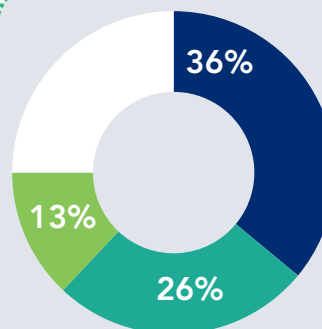
Ensure your workers know the Safety Basics



Time-Loss Claim Duration

- 26+ Weeks
- Less than 26 Weeks

Create a thorough Return to Work Program



Common Injuries

- Muscle Strains
- Cuts/Scrapes
- Heat Burns
- All Others

Learn about Kitchen Safe Work Practices

Ski Sector Injury Profile

761038 - Ski Hills



go2HR has curated this injury profile using data sourced from WorkSafeBC to help provide key insights on injuries in BC's Ski Industry as of 2024. We also offer our H&S Snapshot service that can show how your safety stats measure up to these and more.

Contact us to book yours.

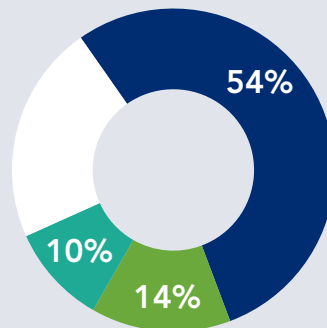


49%

of sector injuries
were among ski
instructors

Talk to your team about
Injury Reduction

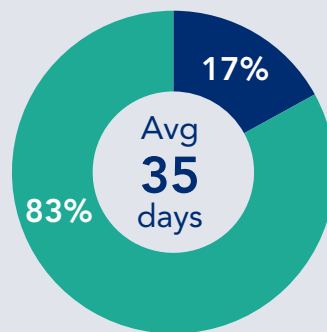
Industry Base Rate 2026
\$4.07 ↑ **5% from 2025**



Common Incident Types

- Falls
- Collisions
- Strains
- All Others

Identify Hazards & Assess Risk in your workplace



Time-Loss Claim Duration

- 26+ Weeks
- Less than 26 weeks

Create a thorough Return to Work Program

WorkSafeBC Orders Issued Across the Sector



Take advantage of our **FREE 1:1 Advisory Services**